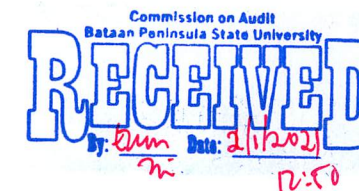


QUARTERLY PHYSICAL REPORT OF OPERATION


As of December 31, 2020

Department : State Universities and Colleges (SUCs)
 Agency : Bataan Peninsula State University
 Operating Unit : < not applicable >
 Organization Code (UACS) : 08 027 0000000




Particulars	UACS CODE	Physical Target (Budget Year)					Physical Accomplishment (Budget Year)					Variance	Remarks
		1st Quarter	2nd Quarter	3rd Quarter	4th Quarter	Total	1st Quarter	2nd Quarter	3rd Quarter	4th Quarter	Total		
1	2	3	4	5	6	7	8	9	10	11	12	13	14
HIGHER EDUCATION PROGRAM	31010000000000												
OO : Relevant and quality tertiary education ensured to													
Outcome Indicators													
1. Percentage of first-time licensure exam-takers that pass the licensure exams					51%	51%				56%	56%	10%	results of 2 board programs released before pandemic
that are employed					30%	30%				22%	22%	-27%	Percentage of graduates (2 years prior) that are employed
Output Indicators													
1. Percentage of undergraduate student population enrolled in CHED-identified and RDC-identified priority programs					87%	87%				90%	90%	3%	
2. Percentage of undergraduate programs with accreditation					100%	100%				100%	100%	0%	
RESEARCH PROGRAM	32020000000000												
OO : Higher education research improved to promote													
Outcome Indicator													
1. Number of research outputs in the last three years utilized by the industry or by other beneficiaries		0	2	2	5	9		1	3	5	9	0%	
Output Indicators													
1. Number of research outputs completed within the year		2	6	10	32	50	1	3	11	35	50	0%	
2. Percentage of research outputs published in internationally-refereed or CHED recognized journal within the year		18%	20%	25%	30%	30%	17%	19%	24%	30%	30%	3%	% target adjusted to 25% due to actual accomplishment of 2019 (10), since computed (base) in the last 3 years, resulted to 3% variance
TECHNICAL ADVISORY EXTENSION PROGRAM	33010000000000												
OO : Community engagement increased													
Outcome Indicator													
1. Number of active partnerships with LGUs, Industries, NGOs, NGAs, SMEs and other stakeholders as a result of extension activities		4	8	6	4	22	9	3	2	3	17	-23%	
Output Indicators													
1. Number of trainees weighted by the length of training		2120	3090	2435	2435	10,080	2970	694	1979	6061	11,704	16%	4th quarter status with 2nd and 3rd quarter reports late submission
2. Number of extension programs organized and supported consistent with the SUC's mandated and priority programs		2	5	5	8	20	6	3	3	3	15	-25%	
3. Percentage of beneficiaries who rate the training course/s and advisory services as satisfactory or higher in terms of quality and relevance		90%	90%	90%	90%	90%	100%	100%	100%	100%	100%	11%	

Prepared By:


LYDIA ALPINILI

Date:

In coordination with:


LEILA C. ESTIOCO

Date:

Approved By:


GREGORIO J. RODIS, Ph.D.

Date: