



STATEMENT OF ALLOTMENTS, OBLIGATIONS AND BALANCES
as of December 29, 2012
(In Pesos)

Department : STATE UNIVERSITIES AND COLLEGES
Agency/OU : BATAAN PENINSULA STATE UNIVERSITY
Fund : GENERAL FUND (101)

P/A/P / ALLOTMENT CLASS / OBJECT OF EXPENDITURE (1)	Allotment Received (2)	Obligations Incurred		Unobligated Balance of Allotment (5)=(2) - (4)	Remarks (6)
		This Report (3)	To Date (4)		
CURRENT YEAR BUDGET					
Personal Services					
Salaries (Itemized Positions)	92,623,000.00	90,813,243.10	90,813,243.10	1,809,756.90	
Parttime Teacher				-	
Substitute Teacher				1,109,916.00	
Casual Personnel	733,000.00	568,872.35	568,872.35	164,127.65	
Contractual Personnel	1,327,000.00	1,435,926.75	1,435,926.75	(108,926.75)	
Emergency Personnel				-	
Personnel Economic Relief Allowance (PERA)	9,912,000.00	9,465,006.94	9,465,006.94	446,993.06	
Representation and Transportation Allowance (RATA)	692,000.00	661,100.00	661,100.00	30,900.00	
Clothing/ Uniform Allowance	1,652,000.00	1,664,000.00	1,664,000.00	(12,000.00)	
Subsistence, Laundry and Quarter Allowance	198,000.00	72,850.00	72,850.00	125,150.00	
Productivity Incentive Allowance (PIB)	826,000.00	830,000.00	830,000.00	(4,000.00)	
Other Bonuses and Allowances				-	
Honoraria	321,000.00	330,672.53	330,672.53	(9,672.53)	
Longevity Pay				-	
Overtime and Night Pay				-	
Year-end Bonus & Cash Gift	9,786,000.00	11,853,051.30	11,853,051.30	(2,067,051.30)	
Life and Retirement Insurance Contributions	11,118,000.00	11,555,422.05	11,555,422.05	(437,422.05)	
Pag-ibig Contribution	500,000.00	516,100.00	516,100.00	(16,100.00)	
PhilHealth Contribution	1,039,000.00	1,123,487.50	1,123,487.50	(84,487.50)	
Employee Compensation Insurance Premium (ECIP)	497,000.00	515,768.68	515,768.68	(18,768.68)	
Step Increments for Length of Service	236,000.00	3,198.55	3,198.55	232,801.45	
Other Personal Benefits-Loyalty/Monetization		47,500.00	47,500.00	(47,500.00)	
Total Personal Services	131,460,000.00	131,456,199.75	131,456,199.75	3,800.25	
Maintenance and Other Operating Expenses					
Traveling Expenses - Local	1,925,000.00	1,268,582.98	1,268,582.98	656,417.02	
Traveling Expenses - Foreign		4,351.00	4,351.00	(4,351.00)	
Training and Seminar Expenses	2,026,000.00	1,012,255.25	1,012,255.25	1,013,744.75	
Scholarship Expenses				-	
Office Supplies Expenses	4,982,000.00	3,018,162.40	3,018,162.40	1,963,837.60	
Accountable Forms		318,554.95	318,554.95	(318,554.95)	
Food Supplies Expenses		156,699.19	156,699.19	(156,699.19)	
Medical, Dental & Laboratory Supplies Exoenses		66,751.00	66,751.00	(66,751.00)	
Gasoline, Oil and Lubricants		822,734.67	822,734.67	(822,734.67)	
Agricultural Supplies Expenses		114,428.40	114,428.40	(114,428.40)	
Textbooks and Instructional Materials	2,650,000.00	183,706.00	183,706.00	2,466,294.00	
Other Supplies Expenses	1,385,000.00	1,220,622.51	1,220,622.51	164,377.49	
Water Expenses		329,713.21	329,713.21	(329,713.21)	
Electricity	6,105,000.00	10,407,895.74	10,407,895.74	(4,302,895.74)	
Cooking Gas Expenses		16,080.00	16,080.00	(16,080.00)	
Postage and Deliveries		9,835.99	9,835.99	(9,835.99)	
Telephone Expenses - Landline	731,000.00	700,386.52	700,386.52	30,613.48	
Telephone Expenses - Mobile		83,056.42	83,056.42	(83,056.42)	
Telephone Expenses - Internet		253,024.80	253,024.80	(253,024.80)	
Cable, Satellite, Telegraph and Radio Expenses		20,831.00	20,831.00	(20,831.00)	
Membership Dues and Contribution to Organization		101,850.00	101,850.00	(101,850.00)	
Awards & Indemnities		13,000.00	13,000.00	(13,000.00)	
Advertising Expenses	23,000.00	5,500.00	5,500.00	17,500.00	
Printing and Binding Expenses		270,882.00	270,882.00	(270,882.00)	
Rents - Building and Structures	230,000.00	117,667.37	117,667.37	112,332.63	
Representation Expenses		425,915.80	425,915.80	(425,915.80)	
Transportation and Delivery Expenses	809,000.00	700.00	700.00	808,300.00	
Subscription Expenses	57,000.00	104,004.00	104,004.00	(47,004.00)	
Legal Services		127,949.95	127,949.95	(127,949.95)	
Auditing Services	30,000.00	71,041.30	71,041.30	(41,041.30)	
Consultancy Services		9,663.17	9,663.17	(9,663.17)	
Environment/Sanitary Services		1,250.00	1,250.00	(1,250.00)	
Sub-Total	20,953,000.00	21,257,095.62	21,257,095.62	(304,095.62)	
Certified Correct:		Submitted by:			
 ERLINDA C. SALVADOR Supervising Administrative Officer Date January 04, 2013		 DELVIN O. MAGPANTAY University President Date January 04, 2013			

STATEMENT OF ALLOTMENTS, OBLIGATIONS AND BALANCES



as of December 29, 2012

(In Pesos)

Department : STATE UNIVERSITIES AND COLLEGES


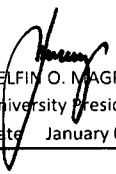
Agency/OU : BATAAN PENINSULA STATE UNIVERSITY

Fund : GENERAL FUND (101)

P/A/P / ALLOTMENT CLASS / OBJECT OF EXPENDITURE (1)	Allotment Received (2)	Obligations Incurred		Unobligated Balance of Allotment (5)=(2) - (4)	Remarks (6)
		This Report (3)	To Date (4)		
Balance Forwarded (MOOE)	20,953,000.00	21,257,095.62	21,257,095.62	(304,095.62)	
General Services		14,400.00	14,400.00	(14,400.00)	
Security Services		485,284.75	485,284.75	(485,284.75)	
Other Professional Services	1,252,000.00	145,597.11	145,597.11	1,106,402.89	
Repair & Maintenance - Land Improvement		267,782.29	267,782.29	(267,782.29)	
Repair & Maintenance - Electrification, Power & Energy		81,017.69	81,017.69	(81,017.69)	
Repair & Maintenance - Office Building		52,149.50	52,149.50	(52,149.50)	
Repair & Maintenance - School Building	1,349,000.00	192,154.25	192,154.25	1,156,845.75	
Repair & Maintenance - Other Structure		1,436,132.62	1,436,132.62	(1,436,132.62)	
Repair & Maintenance - Leasehold Improvements		2,815.00	2,815.00	(2,815.00)	
Repair & Maintenance - Office Equipment	749,000.00	165,348.60	165,348.60	583,651.40	
Repair & Maintenance - Furnitures & Fixtures		38,191.00	38,191.00	(38,191.00)	
Repair & Maintenance - IT Equipment and Software		334,381.22	334,381.22	(334,381.22)	
Repair & Maintenance - Motor Vehicle	800,000.00	851,515.76	851,515.76	(51,515.76)	
Repair & Maintenance - Agricultural, Fishery and Forestry Equipment		4,650.00	4,650.00	(4,650.00)	
Repair & Maintenance - Machineries and Equipment	536,000.00	28,355.00	28,355.00	507,645.00	
Repair & Maint. -Waterways, Aquaducts, Seawalls, Riverwalls and Others		8,980.00	8,980.00	(8,980.00)	
Donations		6,000.00	6,000.00	(6,000.00)	
Extra-Ordinary and Miscellaneous Expenses	142,000.00	118,738.18	118,738.18	23,261.82	
Taxes, Duties and Licenses		36,803.42	36,803.42	(36,803.42)	
Fidelity Bond Premium	65,000.00	56,250.00	56,250.00	8,750.00	
Insurance Expenses		104,061.30	104,061.30	(104,061.30)	
Other Maint. & Other Operating Expenses		158,210.00	158,210.00	(158,210.00)	
Sub-Total	25,846,000.00	25,845,913.31	25,845,913.31	86.69	
Capital Outlays					
Land and Land Improvements Outlay	-			-	
Building and Structures Outlay	-			-	
Office Equipment Outlay	-			-	
Sub-Total	-	-	-	-	
TOTAL	157,306,000.00	157,302,113.06	157,302,113.06	3,886.94	
SPECIAL PURPOSE FUNDS					
Miscellaneous Personnel Benefits Fund					
Personal Services					
Authorized Compensation Adjustment for the 3rd Tranche under E.O. No/ 20, s. 2011 (SSL 3 for CY 2012)					
Basic Salaries	11,364,000.00	11,364,000.00	11,364,000.00	-	
Bonus					
Fixed Expenditures - RLIP	1,253,000.00	1,253,000.00	1,253,000.00	-	
- PHIC					
- ECIP					
Authorized Compensation Adjustment for the 4th Tranche under E.O. No.76, SSL 3 for CY 2012					
Basic Salaries	7,177,000.00	7,177,000.00	7,177,000.00	-	
Fixed Expenditures - RLIP	734,000.00	734,000.00	734,000.00	-	
Add'l.Clothing Allow. authorized under BC No. 2012-1	413,000.00	416,000.00	416,000.00	(3,000.00)	
Retirement Benefits Fund (TLB)	1,653,561.00	1,653,561.00	1,653,561.00	-	
Maintenance and Other Operating Expenses					
Capital Outlays					
Sub-Total	22,594,561.00	22,597,561.00	22,597,561.00	(3,000.00)	
8 Newly Filled Positions not included in FY 2012					
Personal Services - Salaries	1,724,055.00	1,724,055.00	1,724,055.00	-	
Fixed Expenditures - RLIP	156,723.00	156,723.00	156,723.00	-	
Sub-Total	1,880,778.00	1,880,778.00	1,880,778.00	-	
4 Newly Filled Positions not included in FY 2012					
Personal Services - Salaries	1,109,916.00	1,109,916.00	1,109,916.00	-	
Fixed Expenditures - RLIP	105,599.00	105,599.00	105,599.00	-	
Sub-Total	1,215,515.00	1,215,515.00	1,215,515.00	-	
Certified Correct:		Submitted by:			
 ERLINDA C. SALVADOR Supervising Administrative Officer Date January 04, 2013		 DELFIN O. MAGPANTAY University President Date January 04, 2013			

STATEMENT OF ALLOTMENTS, OBLIGATIONS AND BALANCES
as of December 29, 2012
(In Pesos)

Department : STATE UNIVERSITIES AND COLLEGES
Agency/OU : BATAAN PENINSULA STATE UNIVERSITY
Fund : GENERAL FUND (101)

P/A/P / ALLOTMENT CLASS / OBJECT OF EXPENDITURE (1)	Allotment Received (2)	Obligations Incurred		Unobligated Balance of Allotment (5)=(2) - (4)	Remarks (6)
		This Report (3)	To Date (4)		
1 Newly Filled Positions created in FY 2011					
Personal Services - Salaries	282,334.00	282,334.00	282,334.00	-	
Fixed Expenditures - RLIP	26,892.00	26,892.00	26,892.00	-	
Sub-Total	309,226.00	309,226.00	309,226.00	-	
Productivity Enhancement Incentives for CY 2012 for Permanent , Newly Created Pos., Casual & Contractuals	2,826,500.00	2,826,500.00	2,826,500.00	-	
Priority Development Assistance Fund (PDAF)					
Personal Services					
Maintenance and Other Operating Expenses	3,285,000.00	3,285,000.00	3,285,000.00	-	
Capital Outlays (IT Equipment and Software)	60,000.00	60,000.00	60,000.00	-	
Sub-Total	6,171,500.00	6,171,500.00	6,171,500.00	-	
Contingent Fund					
Personal Services					
Maintenance and Other Operating Expenses					
Capital Outlays					
Sub-Total					
TOTAL	32,171,580.00	32,174,580.00	32,174,580.00	(3,000.00)	
PRIOR YEAR'S BUDGET (CONTINUING APPROPRIATION)					
Personal Services					
Maintenance and Other Operating Expenses					
Capital Outlays					
Construction of School Building, Main Campus (PDAF)	2,500,000.00	2,500,000.00	2,500,000.00	-	
Sub-Total	2,500,000.00	2,500,000.00	2,500,000.00	-	
TOTAL	2,500,000.00	2,500,000.00	2,500,000.00	-	
GRAND TOTAL	191,977,580.00	191,976,693.06	191,976,693.06	886.94	
Certified Correct:		Submitted by:			
 ERLINDA C. SALVADOR Supervising Administrative Officer Date January 04, 2013		 DELFIN O. MAGPANTAY University President Date January 04, 2013			