

STATEMENT OF ALLOTMENTS, OBLIGATIONS AND BALANCES

BAR NO. 4


as of December 31, 2011

(In Pesos)

Department : STATE UNIVERSITIES AND COLLEGES



Agency/OU : BATAAN PENINSULA STATE UNIVERSITY

Fund : GENERAL FUND (101)

P/A/P / ALLOTMENT CLASS / OBJECT OF EXPENDITURE (1)	Allotment Received (2)	Obligations Incurred		Unobligated Balance of Allotment (5)=(2) - (4)	Remarks (6)
		This Report (3)	To Date (4)		
CURRENT YEAR BUDGET					
Personal Services					
Salaries (Itemized Positions)	87,311,645.00	83,628,697.96	83,628,697.96	3,682,947.04	
Parttime Teacher		5,600.00	5,600.00	(5,600.00)	
Substitute Teacher					
Casual Personnel	733,000.00	1,192,404.67	1,192,404.67	(459,404.67)	
Contractual Personnel	1,327,000.00	3,450,509.11	3,450,509.11	(2,123,509.11)	
Emergency Personnel		352,111.66	352,111.66	(352,111.66)	
PERA/ADCOM	10,128,000.00	9,851,608.00	9,851,608.00	276,392.00	
Representation and Transportation Allowance (RATA)	692,000.00	803,000.00	803,000.00	(111,000.00)	
Clothing/ Uniform Allowance	1,688,000.00	1,652,000.00	1,652,000.00	36,000.00	
Subsistence, Laundry and Quarter Allowance	198,000.00	70,725.00	70,725.00	127,275.00	
Productivity Incentive Allowance (PIB)	844,000.00	818,000.00	818,000.00	26,000.00	
Other Bonuses and Allowances		66,500.00	66,500.00	(66,500.00)	
Honoraria	321,000.00	171,554.74	171,554.74	149,445.26	
Longevity Pay					
Overtime and Night Pay		16,196.43	16,196.43	(16,196.43)	
Year-end Bonus & Cash Gift	9,402,000.00	11,101,322.50	11,101,322.50	(1,699,322.50)	
Life and Retirement Insurance Premium	10,501,000.00	10,200,591.50	10,200,591.50	300,408.50	
Pag-ibig Contribution	509,000.00	498,100.00	498,100.00	10,900.00	
PhilHealth Contribution	1,057,000.00	878,390.00	878,390.00	178,610.00	
Employee Compensation Insurance Premium (ECIP)	509,000.00	496,386.17	496,386.17	12,613.83	
Terminal Leave Benefits (TLB)		12,309.40	12,309.40	(12,309.40)	
Other Personal Benefits-Step Increment/Loyalty	222,000.00	178,499.13	178,499.13	43,500.87	
Sub-Total	125,442,645.00	125,444,566.27	125,444,566.27	(1,921.27)	
Maintenance and Other Operating Expenses					
Traveling Expenses - Local	1,925,000.00	1,912,138.21	1,912,138.21	12,861.79	
Traveling Expenses - Foreign					
Training and Seminar Expenses	4,676,000.00	1,946,156.35	1,946,156.35	2,729,843.65	
Scholarship Expenses					
Office Supplies Expenses	706,000.00	1,743,491.50	1,743,491.50	(1,037,491.50)	
Accountable Forms		9,600.00	9,600.00	(9,600.00)	
Animal/Zoological Supplies Expenses					
Food Supplies Expenses		244,532.40	244,532.40	(244,532.40)	
Drugs and Medicines Expenses		104,445.45	104,445.45	(104,445.45)	
Gasoline, Oil and Lubricants		626,324.97	626,324.97	(626,324.97)	
Agricultural Supplies Expenses		25,554.57	25,554.57	(25,554.57)	
Textbooks and Instructional Materials	3,627,000.00	688,644.55	688,644.55	2,938,355.45	
Other Supplies Expenses	2,129,000.00	1,602,782.08	1,602,782.08	526,217.92	
Water Expenses		134,861.86	134,861.86	(134,861.86)	
Electricity	4,293,000.00	8,664,739.39	8,664,739.39	(4,371,739.39)	
Cooking Gas Expenses		38,242.00	38,242.00	(38,242.00)	
Postage and Deliveries		1,610.00	1,610.00	(1,610.00)	
Telephone Expenses - Landline	731,000.00	842,232.47	842,232.47	(111,232.47)	
Telephone Expenses - Mobile		47,657.62	47,657.62	(47,657.62)	
Telephone Expenses - Internet		294,129.23	294,129.23	(294,129.23)	
Cable, Satellite, Telegraph and Radio Expenses		17,774.00	17,774.00	(17,774.00)	
Membership Dues and Contribution to Organization		372,373.00	372,373.00	(372,373.00)	
Advertising Expenses	23,000.00	12,386.00	12,386.00	10,614.00	
Printing Expenses		1,809.00	1,809.00	(1,809.00)	
Rent Expenses	92,000.00	86,394.60	86,394.60	5,605.40	
Representation Expenses		334,499.78	334,499.78	(334,499.78)	
Transportation & Delivery Expenses	1,161,000.00	1,437.00	1,437.00	1,159,563.00	
Subscription Expenses	57,000.00	116,953.40	116,953.40	(59,953.40)	
Legal Services		90,220.00	90,220.00	(90,220.00)	
Auditing Services	30,000.00	46,570.00	46,570.00	(16,570.00)	
Consultancy Services		45,000.00	45,000.00	(45,000.00)	
General Services		4,924.00	4,924.00	(4,924.00)	
Security Services		420,400.00	420,400.00	(420,400.00)	
Other Professional Services	1,252,000.00	618,811.74	618,811.74	633,188.26	
Repair & Maintenance - Land Improvement		2,000.00	2,000.00	(2,000.00)	
Repair & Maintenance - Electrification,Power & Radio		225,653.40	225,653.40	(225,653.40)	
Repair & Maintenance - Office Building		146,991.65	146,991.65	(146,991.65)	
Repair & Maintenance - School Building	1,349,000.00	136,416.40	136,416.40	1,212,583.60	
Repair & Maintenance - Other Structures		624,405.00	624,405.00		
Repair & Maintenance - Office Equipment	516,000.00	70,088.00	70,088.00	445,912.00	
Repair & Maintenance - Furnitures and Fixtures		62,560.00	62,560.00	(62,560.00)	
Repair & Maintenance - IT Equipment and Software		168,697.00	168,697.00	(168,697.00)	
Repair & Maintenance - Other Machineries & Equip't.		10,289.99	10,289.99	(10,289.99)	
Repair & Maintenance - Motor Vehicle	800,000.00	850,247.09	850,247.09	(50,247.09)	
Repair & Maintenance - Machineries and Equipment	1,000,000.00	14,200.20	14,200.20	985,799.80	
Repair & Maintenance - Agr'tl.,Fishery & Forestry Equip't.		12,052.00	12,052.00	(12,052.00)	
Repair & Maintenance - Fire Fighting Equip't. & Accessories		219,000.00	219,000.00	(219,000.00)	
Donations		1,360.00	1,360.00		
Extra-Ordinary and Miscellaneous Expenses	142,000.00	11,833.33	11,833.33	130,166.67	
Taxes, Duties and Licenses		44,916.24	44,916.24	(44,916.24)	
Fidelity Bond Premium	65,000.00	50,850.00	50,850.00	14,150.00	
Insurance Expenses		114,849.69	114,849.69	(114,849.69)	
Bank Charges		50.00	50.00	(50.00)	
Other Misc. & Operating Expenses		710,779.36	710,779.36	(710,779.36)	
Sub-Total	24,574,000.00	24,573,934.52	24,573,934.52	65.48	
Certified Correct:		Submitted by:			
ERLINDA C. SALVADOR Administrative Officer V Date January 16, 2012		 DELFIN O. MAGPANTAY University President Date January 16, 2012			

STATEMENT OF ALLOTMENTS, OBLIGATIONS AND BALANCES
as of December 31, 2011
(In Pesos)

Department : STATE UNIVERSITIES AND COLLEGES
Agency/OU : BATAAN PENINSULA STATE UNIVERSITY
Fund : GENERAL FUND (101)

P/A/P / ALLOTMENT CLASS / OBJECT OF EXPENDITURE (1)	Allotment Received (2)	Obligations Incurred		Unobligated Balance of Allotment (5)=(2) - (4)	Remarks (6)
		This Report (3)	To Date (4)		
Capital Outlays	-				
Land and Land Improvements Outlay	-				
Building and Structures Outlay	-				
Office Equipment Outlay	-				
Sub-Total	-				
TOTAL	150,016,645.00	150,018,500.79	150,018,500.79	(1,855.79)	
SPECIAL PURPOSE FUNDS					
Miscellaneous Personnel Benefits Fund					
Personal Services					
Authorized Compensation Adjustment per O. E. 611					
Basic Salaries	17,912,000.00	17,912,000.00	17,912,000.00	-	
Bonus					
Fixed Expenditures - RLIP	1,940,000.00	1,940,000.00	1,940,000.00	-	
- PHIC					
- ECIP					
Professional Enhancement Incentive (PEI)	5,440,000.00	5,438,000.00	5,438,000.00	2,000.00	
Retirement Benefits Fund - Terminal Leave Benefits	840,647.00	840,647.00	840,647.00	-	
Maintenance and Other Operating Expenses					
Capital Outlays					
Sub-Total	26,132,647.00	26,130,647.00	26,130,647.00	2,000.00	
Contingent Fund					
Personal Services					
Maintenance and Other Operating Expenses					
Priority Dev't. Assistance Fund (PDAF)	2,675,000.00	2,675,000.00	2,675,000.00	-	
Capital Outlays					
Sub-Total	2,675,000.00	2,675,000.00	2,675,000.00	-	
TOTAL	28,807,647.00	28,805,647.00	28,805,647.00	2,000.00	
PRIOR YEAR'S BUDGET (CONTINUING APPROPRIATION)					
Personal Services					
Maintenance and Other Operating Expenses					
Priority Dev't. Assistance Fund (PDAF)	250,000.00	250,000.00	250,000.00	-	
Capital Outlays					
Sub-Total	250,000.00	250,000.00	250,000.00	-	
TOTAL	29,057,647.00	29,055,647.00	29,055,647.00	2,000.00	
GRAND TOTAL	179,074,292.00	179,074,147.79	179,074,147.79	144.21	
Certified Correct:		Submitted by:			
 ERLINDA C. SALVADOR Administrative Officer V Date January 16, 2012		 DELFIN O. MAGPANTAY University President Date January 16, 2012			