

STATEMENT OF APPROPRIATIONS, ALLOTMENTS, OBLIGATIONS, DISBURSEMENTS AND BALANCES  
As of the Quarter Ending December 31, 2013


Department: STATE UNIVERSITIES AND COLLEGES  
Agency/Operating Unit: BATAAN PENINSULA STATE UNIVERSITY  
Region/Province/City: RO III/BATAAN/BALANGA  
Fund: GENERAL FUND

Particulars	Appropriations				Allotments			Current Year Obligations					Current Year Disbursements					Balances		
	Authorized Appropriation	Adjustments	Adjusted Appropriations	Allotments Received	Transfer To	Transfer From	Adjusted Total Allotments	1st Quarter ending March 31	2nd Quarter ending June 30	3rd Quarter ending Sept. 30	4th Quarter ending Dec. 31	Total	1st Quarter ending March 31	2nd Quarter ending June 30	3rd Quarter ending Sept. 30	4th Quarter ending Dec. 31	Total	Unreleased Appropriations	Unobligated Allotment	Unpaid Obligations
1	2	3	(2+3)=4	5	6	7	8=(5+7)	9	10	11	12	13=(9+10+11+12)	14	15	16	17	18=(14+15+16+17)	19	20	21
<b>I. CURRENT YEAR BUDGET/APPROPRIATIONS</b>																				
<b>A. AGENCY SPECIFIC BUDGET</b>																				
Personnel Services	143,175,000.00	-	143,175,000.00	143,175,000.00	-	-	143,175,000.00	34,183,050.89	39,474,268.56	31,779,581.47	37,738,099.08	143,175,000.00	34,183,050.89	39,474,268.56	31,779,581.47	36,950,114.49	142,387,015.41	-	-	787,984.59
Maintenance & Other Operating Expenses	51,217,000.00	-	51,217,000.00	51,217,000.00	-	-	51,217,000.00	7,975,374.14	11,086,185.21	12,725,413.73	19,429,982.53	51,216,955.61	7,975,374.14	11,086,185.21	12,725,413.73	14,508,495.43	46,295,468.51	-	-	4,921,487.10
Financial Services	-	-	-	-	-	-	-	-	-	-	-	-	-	-	-	-	-	-	-	-
Capital Outlays	7,700,000.00	-	7,700,000.00	7,700,000.00	-	-	7,700,000.00	-	-	7,700,000.00	-	7,700,000.00	-	-	808,597.74	2,964,858.38	3,773,456.12	-	-	3,926,543.88
<b>B. SPECIAL PURPOSE FUNDS</b>																				
<b>MISCELLANEOUS PERSONNEL BENEFITS FUND</b>																				
Personnel Services	8,497,213.00	-	8,497,213.00	8,497,213.00	-	-	8,497,213.00	-	769,352.00	4,213,852.00	3,494,009.00	8,477,213.00	-	769,352.00	4,213,852.00	3,494,009.00	8,477,213.00	-	-	-
<b>Pension &amp; Gratuity Fund/Retirement Benefits Fund</b>																				
Personnel Services	1,554,086.00	-	1,554,086.00	1,554,086.00	-	-	1,554,086.00	-	1,442,627.40	-	111,458.00	1,554,085.40	-	1,442,627.40	-	111,458.00	1,554,085.40	-	-	-
<b>Priority Development Assistance Fund</b>																				
Maintenance & Other Operating Expenses	4,075,000.00	-	4,075,000.00	4,075,000.00	-	-	4,075,000.00	-	200,000.00	3,875,000.00	-	4,075,000.00	-	200,000.00	3,875,000.00	-	4,075,000.00	-	-	-
Capital Outlays	1,500,000.00	-	1,500,000.00	1,500,000.00	-	-	1,500,000.00	-	-	1,500,000.00	-	1,500,000.00	-	-	-	1,500,000.00	1,500,000.00	-	-	-
Others (please specify)																				
<b>C. AUTOMATIC APPROPRIATIONS</b>																				
Retirement and Life Insurance Premium	-	-	-	-	-	-	-	-	-	-	-	-	-	-	-	-	-	-	-	-
Personnel Services	13,748,967.00	-	13,748,967.00	13,748,967.00	-	-	13,748,967.00	3,436,930.20	3,421,159.74	3,500,987.66	3,369,408.93	13,728,486.53	3,436,930.20	3,421,159.74	3,500,987.66	3,368,681.47	13,727,759.07	-	-	727.46
Customs Duties and Taxes	-	-	-	-	-	-	-	-	-	-	-	-	-	-	-	-	-	-	-	-
Maintenance & Other Operating Expenses	-	-	-	-	-	-	-	-	-	-	-	-	-	-	-	-	-	-	-	-
Others (please specify)																				
<b>TOTAL CURRENT YEAR BUDGET/APPROPRIATIONS</b>	<b>231,467,266.00</b>	<b>-</b>	<b>231,467,266.00</b>	<b>231,467,266.00</b>	<b>-</b>	<b>-</b>	<b>231,467,266.00</b>	<b>45,595,355.23</b>	<b>56,393,592.91</b>	<b>65,294,834.86</b>	<b>64,142,957.54</b>	<b>231,426,740.54</b>	<b>45,595,355.23</b>	<b>56,393,592.91</b>	<b>56,903,432.60</b>	<b>62,897,616.77</b>	<b>221,789,997.51</b>	<b>-</b>	<b>-</b>	<b>9,636,743.03</b>
<b>II. PRIOR YEAR'S BUDGET/CONTINUING APPROPRIATIONS</b>																				
<b>D. UNRELEASED APPROPRIATION</b>																				
<b>AGENCY SPECIFIC BUDGET</b>																				
Personnel Services	-	-	-	-	-	-	-	-	-	-	-	-	-	-	-	-	-	-	-	-
Maintenance & Other Operating Expenses	-	-	-	-	-	-	-	-	-	-	-	-	-	-	-	-	-	-	-	-
Financial Services	-	-	-	-	-	-	-	-	-	-	-	-	-	-	-	-	-	-	-	-
Capital Outlays	-	-	-	-	-	-	-	-	-	-	-	-	-	-	-	-	-	-	-	-
<b>E. SPECIAL PURPOSE FUNDS</b>																				
<b>Calamity Fund</b>																				
Maintenance & Other Operating Expenses	-	-	-	-	-	-	-	-	-	-	-	-	-	-	-	-	-	-	-	-
Capital Outlays	-	-	-	-	-	-	-	-	-	-	-	-	-	-	-	-	-	-	-	-
<b>Priority Development Assistance Fund</b>																				
Maintenance & Other Operating Expenses	-	-	-	-	-	-	-	-	-	-	-	-	-	-	-	-	-	-	-	-
<b>F. UNOBLIGATED ALLOTMENT</b>																				
Personnel Services (under CFAG)	-	-	-	-	-	-	-	-	-	-	-	-	-	-	-	-	-	-	-	-
Maintenance & Other Operating Expenses	-	-	-	-	-	-	-	-	-	-	-	-	-	-	-	-	-	-	-	-
Capital Outlays	-	-	-	-	-	-	-	-	-	-	-	-	-	-	-	-	-	-	-	-
<b>TOTAL PRIOR YEAR'S BUDGET/CONT. APPROPRIATIONS</b>	<b>231,467,266.00</b>	<b>-</b>	<b>231,467,266.00</b>	<b>231,467,266.00</b>	<b>-</b>	<b>-</b>	<b>231,467,266.00</b>	<b>45,595,355.23</b>	<b>56,393,592.91</b>	<b>65,294,834.86</b>	<b>64,142,957.54</b>	<b>231,426,740.54</b>	<b>45,595,355.23</b>	<b>56,393,592.91</b>	<b>56,903,432.60</b>	<b>62,897,616.77</b>	<b>221,789,997.51</b>	<b>-</b>	<b>-</b>	<b>9,636,743.03</b>
<b>GRAND TOTAL</b>	<b>231,467,266.00</b>	<b>-</b>	<b>231,467,266.00</b>	<b>231,467,266.00</b>	<b>-</b>	<b>-</b>	<b>231,467,266.00</b>	<b>45,595,355.23</b>	<b>56,393,592.91</b>	<b>65,294,834.86</b>	<b>64,142,957.54</b>	<b>231,426,740.54</b>	<b>45,595,355.23</b>	<b>56,393,592.91</b>	<b>56,903,432.60</b>	<b>62,897,616.77</b>	<b>221,789,997.51</b>	<b>-</b>	<b>-</b>	<b>9,636,743.03</b>


Certified Correct:

  
ERLINDA C. SALVADOR  
Budget Officer

Certified Correct:

  
ERLINDA C. SALVADOR  
Accountant IV

Approved by:

  
DELVIN C. MAGPANTAY, Ed.D.  
University President

**DETAILED STATEMENT OF CURRENT YEAR'S OBLIGATIONS, DISBURSEMENTS AND UNPAID OBLIGATIONS**  
As of December 31, 2013

Department: STATE UNIVERSITIES AND COLLEGES  
Agency/Operating Units: BATAAN PENINSULA STATE UNIVERSITY  
Region/Province/City: RO III/BATAAN/BALANGA  
Fund: GENERAL FUND

Program/Activity/Project (P/A/P) and Account Title	Account Code	Current Year Obligations					Disbursements					Balance (Unpaid Obligations)	Breakdown of Unpaid Obligations	
		1st Quarter ending March 31	2nd Quarter ending June 30	3rd Quarter ending Sept. 30	4th Quarter ending Dec. 31	Total	1st Quarter ending March 31	2nd Quarter ending June 30	3rd Quarter ending Sept. 30	4th Quarter ending Dec. 31	Total		Accounts Payable	Obligations Not Yet Due & Demandable
		3	4	5	6	7	8	9	10	11	12		14	15
<b>1</b>	<b>2</b>	<b>3</b>	<b>4</b>	<b>5</b>	<b>6</b>	<b>7</b>	<b>8</b>	<b>9</b>	<b>10</b>	<b>11</b>	<b>12</b>	<b>13=(7-12) =(14+15)</b>	<b>14</b>	<b>15</b>
<b>I. CURRENT YEAR BUDGET/APPROPRIATIONS</b>														
<b>A. AGENCY SPECIFIC BUDGET</b>														
<b>P/A/P (Please Specify)</b>														
<b>Personnel Services</b>														
Salaries and Wages - Regular	701	28,679,952.02	28,631,080.20	28,114,193.50	27,012,483.33	112,437,709.05	28,679,952.02	28,631,080.20	28,114,193.50	27,006,361.15	112,431,586.87	6,122.18	6,122.18	-
Salaries and Wages - Part-time	703		68,290.26			68,290.26		68,290.26			68,290.26		-	-
Salaries and Wages - Casual	705	694,528.21	27,213.61	5,316.60	-	727,058.42	694,528.21	27,213.61	5,316.60	-	727,058.42	-	-	-
Salaries and Wages - Contractual	706	758,662.52	268,671.13	254,196.90	49,143.48	1,330,674.03	758,662.52	268,671.13	254,196.90	49,143.48	1,330,674.03	-	-	-
Other Compensation											-		-	-
Personnel Economic Relief Allowance (PERA)	711	2,427,552.89	2,429,888.36	2,468,496.76	2,411,350.49	9,737,288.50	2,427,552.89	2,429,888.36	2,468,496.76	2,411,350.49	9,737,288.50	-	-	-
Representation Allowance (RA)	713	112,000.00	109,000.00	126,000.00	116,000.00	463,000.00	112,000.00	109,000.00	126,000.00	116,000.00	463,000.00	-	-	-
Transportation Allowance (TA)	714	63,500.00	53,500.00	96,704.53	86,000.00	299,704.53	63,500.00	53,500.00	96,704.53	86,000.00	299,704.53	-	-	-
Clothing Allowance	715		2,030,000.00		5,000.00	2,035,000.00		2,030,000.00		5,000.00	2,035,000.00	-	-	-
Subsistence, Laundry and Quarter Allowance	716	4,100.00	20,500.00	33,125.00	28,375.00	86,100.00	4,100.00	20,500.00	33,125.00	35,875.00	93,600.00	-	-	-
Productivity Incentive Allowance	717	808,000.00	4,000.00	-	-	812,000.00	808,000.00	4,000.00	-	-	812,000.00	-	-	-
Overseas Allowance	718										-		-	-
Other Bonuses and Allowances	719		20,000.00		1,040.00	21,040.00		20,000.00		-	20,000.00	1,040.00	1,040.00	
Honoraria	720	40,000.00	35,000.00	-	48,250.00	123,250.00	40,000.00	35,000.00	-	48,250.00	123,250.00	-	-	-
Hazard Pay	721										-		-	-
Longevity Pay-Step Increments on Length of Service	722			11,146.44	1,740.18	12,886.62			11,146.44	1,740.18	12,886.62		-	-
Overtime and Night Pay	723				97,000.43	97,000.43					-	97,000.43	97,000.43	
Year-End Bonus & Cash Gifts	724/725	2,356.00	5,796,227.00	12,501.74	5,969,942.26	11,781,027.00	2,356.00	5,796,227.00	12,501.74	5,969,942.26	11,781,027.00		-	-
Personnel Contributions											-		-	-
Life and Retirement Insurance Contributions	731	3,436,930.20	3,421,159.74	3,425,363.66	3,155,971.93	13,439,425.53	3,436,930.20	3,421,159.74	3,425,363.66	3,155,244.47	13,438,698.07	727.46	727.46	-
Pag-ibig Contributions	732	126,943.00	121,225.00	123,400.00	120,500.00	492,068.00	126,943.00	121,225.00	123,400.00	120,500.00	492,068.00	-	-	-
PhilHealth Contributions	733	317,456.25	314,325.00	318,600.00	310,675.00	1,261,056.25	317,456.25	314,325.00	318,600.00	310,675.00	1,261,056.25	-	-	-
ECC Contributions	734	121,500.00	121,200.00	123,400.00	120,500.00	486,600.00	121,500.00	121,200.00	123,400.00	120,500.00	486,600.00	-	-	-
Other Personnel Benefits													-	-
Pension Benefits - Civilian	738		-	-	-	-		-	-	-	-		-	-
Pension Benefits - Military/Uniformed	739		-	-	-	-		-	-	-	-		-	-
Retirement Benefits - Civilian	740		-	-	-	-		-	-	-	-		-	-
Retirement Benefits - Military/Uniformed	741		-	-	-	-		-	-	-	-		-	-
Terminal Leave Benefits	742		1,442,627.40	-	267,948.00	1,710,575.40		1,442,627.40	-	267,948.00	1,710,575.40		-	-
Health Workers Benefits	743		-	-	-	-		-	-	-	-		-	-
Other Personnel Benefits-Loyalty Pay	749	26,500.00	193,500.00	92,500.00	28,500.00	341,000.00	26,500.00	193,500.00	92,500.00	21,000.00	333,500.00	-	-	-
Other Personnel Benefits-Monetized Leave	749				683,821.98	683,821.98				-	-	683,821.98	683,821.98	-
<b>Total Personnel Services</b>		<b>37,619,981.09</b>	<b>45,107,407.70</b>	<b>35,204,945.13</b>	<b>40,514,242.08</b>	<b>158,446,576.00</b>	<b>37,619,981.09</b>	<b>45,107,407.70</b>	<b>35,204,945.13</b>	<b>39,725,530.03</b>	<b>157,657,863.95</b>	<b>788,712.05</b>	<b>788,712.05</b>	<b>-</b>

## DETAILED STATEMENT OF CURRENT YEAR'S OBLIGATIONS, DISBURSEMENTS AND UNPAID OBLIGATIONS

As of December 31, 2013

Department: STATE UNIVERSITIES AND COLLEGES  
 Agency/Operating Units: BATAAN PENINSULA STATE UNIVERSITY  
 Region/Province/City: RO III/BATAAN/BALANGA  
 Fund: GENERAL FUND

Program/Activity/Project (P/A/P) and Account Title	Account Code	Current Year Obligations					Disbursements					Balance (Unpaid Obligations)	Breakdown of Unpaid Obligations	
		1st Quarter ending March 31	2nd Quarter ending June 30	3rd Quarter ending Sept. 30	4th Quarter ending Dec. 31	Total	1st Quarter ending March 31	2nd Quarter ending June 30	3rd Quarter ending Sept. 30	4th Quarter ending Dec. 31	Total		Accounts Payable	Obligations Not Yet Due & Demandable
1	2	3	4	5	6	7	8	9	10	11	12	13=(7-12) =(14+15)	14	15
Maintenance & Other Operating Expenses														
Traveling Expenses-Local														
Travel Expenses-Local	751	541,747.66	843,814.00	517,149.42	1,071,714.21	2,974,425.29	541,747.66	843,814.00	517,149.42	752,959.64	2,655,670.72	318,754.57	318,754.57	
Travel Expenses-Foreign	752													
Training and Scholarship Expenses														
Training Expenses	753	239,110.00	925,644.91	866,640.00	1,252,519.06	3,283,913.97	239,110.00	925,644.91	866,640.00	616,499.56	2,647,894.47	636,019.50	636,019.50	
Scholarship Expenses	754	-	-	-	-	-	-	-	-	-	-	-	-	
Supplies and Materials Expenses														
Office Supplies Expenses	755	995,018.98	807,590.06	1,158,847.90	2,326,136.24	5,287,593.18	995,018.98	807,590.06	1,158,847.90	1,528,529.89	4,489,986.83	797,606.35	797,606.35	
Accountable Forms Expenses	756	30,000.00	-	12,360.00	465,000.00	507,360.00	30,000.00	-	12,360.00	465,000.00	507,360.00	-	-	
Animal/Zoological Supplies Expenses	757													
Food Supplies Expenses	758	270,240.58	157,997.71	116,425.22	253,085.63	797,749.14	270,240.58	157,997.71	116,425.22	202,541.72	747,205.23	50,543.91	50,543.91	
Drugs & Medicines Expenses	759	1,335.73	-	43,247.00	1,620.00	46,202.73	1,335.73	-	43,247.00	1,620.00	46,202.73	-	-	
Medical, Dental & Laboratory Supplies Expenses	760	2,023.00	-	-	-	2,023.00	2,023.00	-	-	-	2,023.00	-	-	
Gasoline, Oil and Lubricants Expenses	761	215,009.58	290,957.06	165,845.18	229,806.69	901,618.51	215,009.58	290,957.06	165,845.18	227,306.64	899,118.46	2,500.05	2,500.05	
Agricultural Supplies Expenses	762	31,650.00	22,412.00	4,304.00	35,570.00	93,936.00	31,650.00	22,412.00	4,304.00	300.00	58,666.00	35,270.00	35,270.00	
Textbooks and Instructional Materials Expenses	763	190,946.85	296,555.00	872,199.18	706,889.17	2,066,590.20	190,946.85	296,555.00	872,199.18	690,565.17	2,050,266.20	16,324.00	16,324.00	
Other Supplies Expenses	765	559,832.47	808,953.05	1,481,517.45	2,380,167.67	5,230,470.64	559,832.47	808,953.05	1,481,517.45	1,995,627.13	4,845,930.10	384,540.54	384,540.54	
Utility Expenses														
Water Expenses	766	63,848.36	88,551.35	102,038.25	137,395.13	391,833.09	63,848.36	88,551.35	102,038.25	110,131.38	364,569.34	27,263.75	27,263.75	
Electricity Expenses	767	1,719,068.60	3,352,640.90	3,286,615.56	7,111,691.92	15,470,016.98	1,719,068.60	3,352,640.90	3,286,615.56	5,180,828.45	13,539,153.51	1,930,863.47	1,930,863.47	
Cooking Gas Expenses	768	6,000.00	-	-	-	6,000.00	6,000.00	-	-	-	6,000.00	-	-	
Communication Expenses														
Postage and Delivery Expenses	771	1,334.00	820.00	125.00	2,845.00	5,124.00	1,334.00	820.00	125.00	2,845.00	5,124.00	-	-	
Telephone Expenses-Landline	772	159,530.43	327,429.50	254,376.98	477,014.59	1,218,351.50	159,530.43	327,429.50	254,376.98	377,389.88	1,118,726.79	99,624.71	99,624.71	
Telephone Expenses-Mobile	773	49,822.00	24,211.47	9,150.00	34,904.66	118,088.13	49,822.00	24,211.47	9,150.00	-	83,183.47	34,904.66	34,904.66	
Internet Expenses	774	76,501.66	128,676.52	117,498.40	129,825.59	452,502.17	76,501.66	128,676.52	117,498.40	121,848.77	444,525.35	7,976.82	7,976.82	
Cable, Satellite, Telegraph and Radio Expenses	775	2,250.00	1,500.00	10,676.00	4,815.00	19,241.00	2,250.00	1,500.00	10,676.00	4,815.00	19,241.00	-	-	
Membership Dues and Contribution to Org.	778	99,350.00	63,500.00	-	49,650.00	212,500.00	99,350.00	63,500.00	-	49,650.00	212,500.00	-	-	
Awards and Indemnities	779											-	-	
Advertising Expenses/Promo	780	24,000.00	10,000.00	390.00	31,974.56	66,364.56	24,000.00	10,000.00	390.00	31,974.56	66,364.56	-	-	
Printing and Binding Expenses	781	1,911.00	6,352.00	8,376.80	46,773.00	63,412.80	1,911.00	6,352.00	8,376.80	46,773.00	63,412.80	-	-	
Rent Expenses	782	26,050.00	118,860.91	15,046.72	22,109.44	182,067.07	26,050.00	118,860.91	15,046.72	17,109.44	177,067.07	5,000.00	5,000.00	
Representation Expenses	783				3,466.77	3,466.77		-	-	3,466.77	3,466.77	-	-	
Sub-Total, Maint. & Other Operating Expenses		5,306,580.90	8,276,466.44	9,042,829.06	16,774,974.33	39,400,850.73	5,306,580.90	8,276,466.44	9,042,829.06	12,427,782.00	35,053,658.40	4,347,192.33	4,347,192.33	-

**DETAILED STATEMENT OF CURRENT YEAR'S OBLIGATIONS, DISBURSEMENTS AND UNPAID OBLIGATIONS**  
As of December 31, 2013

Department: STATE UNIVERSITIES AND COLLEGES  
Agency/Operating Units: BATAAN PENINSULA STATE UNIVERSITY  
Region/Province/City: RO III/BATAAN/BALANGA  
Fund: GENERAL FUND

Program/Activity/Project (P/A/P) and Account Title	Account Code	Current Year Obligations					Disbursements					Balance (Unpaid Obligations)	Breakdown of Unpaid Obligations	
		1st Quarter ending March 31	2nd Quarter ending June 30	3rd Quarter ending Sept. 30	4th Quarter ending Dec. 31	Total	1st Quarter ending March 31	2nd Quarter ending June 30	3rd Quarter ending Sept. 30	4th Quarter ending Dec. 31	Total		Accounts Payable	Obligations Not Yet Due & Demandable
		3	4	5	6	7	8	9	10	11	12		14	15
1	2	3	4	5	6	7	8	9	10	11	12	13=(7-12) =(14+15)	14	15
Balance Forwarded, MOOE		5,306,580.90	8,276,466.44	9,042,829.06	16,774,974.33	39,400,850.73	5,306,580.90	8,276,466.44	9,042,829.06	12,427,782.00	35,053,658.40	4,347,192.33	4,347,192.33	-
Transportation and Delivery Expenses	784	7,000.00	280.00	-	-	7,280.00	7,000.00	280.00	-	-	7,280.00	-	-	-
Storage Expenses	785													
Subscription Expenses	786	52,908.00	82,348.50	71,921.50	83,274.00	290,452.00	52,908.00	82,348.50	71,921.50	75,747.00	282,925.00	7,527.00	7,527.00	
Survey Expenses	787													
Rewards and Other Claims	788													
Professional Services														
Legal Services	791	10,550.00	2,990.00	19,150.00	100.00	32,790.00	10,550.00	2,990.00	19,150.00	100.00	32,790.00	-	-	
Auditing Services	792	8,532.00	33,410.00	7,028.00	36,770.00	85,740.00	8,532.00	33,410.00	7,028.00	23,746.00	72,716.00	13,024.00	13,024.00	
Consultancy Services	793													
Environment/Sanitary Services	794													
General Services	795	16,185.96	27,100.00	15,015.68	32,250.00	90,551.64	16,185.96	27,100.00	15,015.68	-	58,301.64	32,250.00	32,250.00	
Janitorial Services	796											-	-	
Other Professional Services	799	672,324.12	743,024.70	485,023.94	658,751.79	2,559,124.55	672,324.12	743,024.70	485,023.94	570,646.79	2,471,019.55	88,105.00	88,105.00	
Repairs and Maintenance (Specify object)												-	-	
Repairs and Maintenance - Land Improvements												-	-	
RM - Land Improvements	802	215,776.96	77,544.78	178,116.67	122,466.00	593,904.41	215,776.96	77,544.78	178,116.67	76,664.00	548,102.41	45,802.00	45,802.00	
RM - Runways/Taxiways	803											-	-	
RM - Railways	804													
RM - Electrification, Power & Energy Structures	805	2,642.00	31,662.00	-	90,445.00	124,749.00	2,642.00	31,662.00	-	82,755.00	117,059.00	7,690.00	7,690.00	
Repairs and Maintenance - Buildings														
RM - Office Buildings	811	42,596.00	174,226.20	-	81,286.00	298,108.20	42,596.00	174,226.20	-	38,366.00	255,188.20	42,920.00	42,920.00	
RM - School Buildings	812	102,240.04	521,810.10	38,625.00	330,192.46	992,867.60	102,240.04	521,810.10	38,625.00	327,348.69	990,023.83	2,843.77	2,843.77	
RM - Hospitals and Health Centers	813													
RM - Market and Slaughterhouses	814													
RM - Other Structures	815	29,210.00	336,970.00	940,100.60	78,670.84	1,384,951.44	29,210.00	336,970.00	940,100.60	78,170.84	1,384,451.44	500.00	500.00	
Repairs and Maintenance - Leasehold Improvements														
RM - Leasehold Improvements, Land	818													
RM - Leasehold Improvements, Buildings	819													
RM - Other Leasehold Improvements	820													
Repairs and Maintenance - Office Equipment, Furni- tures and Fixtures														
RM - Office Equipment	821	186,704.00	168,805.00	207,191.00	66,584.00	629,284.00	186,704.00	168,805.00	207,191.00	66,584.00	629,284.00	-	-	
RM - Furniture and Fixtures	822	1,209.00	5,716.00	24,235.00	6,775.00	37,935.00	1,209.00	5,716.00	24,235.00	6,775.00	37,935.00	-	-	
RM - IT Equipment and Software	823	73,545.00	36,203.00	438,930.00	48,922.00	597,600.00	73,545.00	36,203.00	438,930.00	48,922.00	597,600.00	-	-	
Sub-Total, Maint. & Other Operating Expenses		6,728,003.98	10,518,556.72	11,468,166.45	18,411,461.42	47,126,188.57	6,728,003.98	10,518,556.72	11,468,166.45	13,823,607.32	42,538,334.47	4,587,854.10	4,587,854.10	-

**DETAILED STATEMENT OF CURRENT YEAR'S OBLIGATIONS, DISBURSEMENTS AND UNPAID OBLIGATIONS**  
As of December 31, 2013

Department: STATE UNIVERSITIES AND COLLEGES  
Agency/Operating Units: BATAAN PENINSULA STATE UNIVERSITY  
Region/Province/City: RO III/BATAAN/BALANGA  
Fund: GENERAL FUND

Program/Activity/Project (P/A/P) and Account Title	Account Code	Current Year Obligations					Disbursements					Balance (Unpaid Obligations)	Breakdown of Unpaid Obligations	
		1st Quarter ending March 31	2nd Quarter ending June 30	3rd Quarter ending Sept. 30	4th Quarter ending Dec. 31	Total	1st Quarter ending March 31	2nd Quarter ending June 30	3rd Quarter ending Sept. 30	4th Quarter ending Dec. 31	Total		Accounts Payable	Obligations Not Yet Due & Demandable
		3	4	5	6	7	8	9	10	11	12		14	15
<b>1</b>	<b>2</b>	<b>3</b>	<b>4</b>	<b>5</b>	<b>6</b>	<b>7</b>	<b>8</b>	<b>9</b>	<b>10</b>	<b>11</b>	<b>12</b>	<b>13=(7-12) =(14+15)</b>	<b>14</b>	<b>15</b>
Balance Forwarded, MOOE		6,728,003.98	10,518,556.72	11,468,166.45	18,411,461.42	47,126,188.57	6,728,003.98	10,518,556.72	11,468,166.45	13,823,607.32	42,538,334.47	4,587,854.10	4,587,854.10	-
Repairs and Maintenance - Machinery & Equipment														
RM - Machinery and Equipment	826		912.00			912.00		912.00			912.00	-	-	
RM - Agricultural, Fishery & Forestry Equipments	827			178,000.40	7,556.00	185,556.40			178,000.40	7,556.00	185,556.40	-	-	
RM - Airport Equipment	828					-						-	-	
RM - Communication Equipment	829					-						-	-	
RM - Construction and Heavy Equipment	830					-						-	-	
RM - Firefighting Equipment and Accessories	831					-						-	-	
RM - Hospital Equipment	832					-						-	-	
RM - Medical, Dental and Laboratory Equipment	833		4,500.00			4,500.00		4,500.00			4,500.00	-	-	
RM - Sports Equipment	835					-						-	-	
RM - Technical and Scientific Equipment	836					-						-	-	
RM - Other Machinery and Equipment	840					-						-	-	
Repairs and Maintenance - Transportation Equipment														
RM - Motor Vehicles	841	132,099.00	164,910.49	222,517.00	161,235.00	680,761.49	132,099.00	164,910.49	222,517.00	123,882.00	643,408.49	37,353.00	37,353.00	
RM - Trains	842					-						-	-	
RM - Aircrafts and Airground Equipment	843					-						-	-	
RM - Watercrafts	844					-						-	-	
RM - Other Transportation Equipment	848					-						-	-	
Repairs and Maintenance - Other Property, Plant and Equipment	850					-						-	-	
Repairs and Maintenance - Public Infrastructures														
RM - Roads, Highways and Bridges	851	14,185.00	12,084.00	-	70,115.00	96,384.00	14,185.00	12,084.00	-	70,115.00	96,384.00	-	-	
RM - Parks, Plazas and Monuments	852					-					-	-	-	
RM - Ports, Lighthouses and Harbors	853					-					-	-	-	
RM - Artesian Wells, Reservoirs, Pumping Stations and Conduits	854	8,340.00	-	-	21,000.00	29,340.00	8,340.00	-	-	21,000.00	29,340.00	-	-	
RM - Irrigation, Canals and Laterals	855	17,335.00	-	-	-	17,335.00	17,335.00	-	-	-	17,335.00	-	-	
RM - Flood Control	856					-						-	-	
RM - Waterways, Aqueducts, Seawalls, Riverwalls and Others	857			151,783.00	81,238.00	233,021.00			151,783.00	81,238.00	233,021.00	-	-	
RM - Other Public Infrastructures	860					-						-	-	
Repairs and Maintenance - Reforestation Projects						-						-	-	
RM - Reforestation - Upland	861					-					-	-	-	
RM - Reforestation - Marshland/Swmpdland	862					-					-	-	-	
Sub-Total, Maint. & Other Operating Expenses		6,899,962.98	10,700,963.21	12,020,466.85	18,752,605.42	48,373,998.46	6,899,962.98	10,700,963.21	12,020,466.85	14,127,398.32	43,748,791.36	4,625,207.10	4,625,207.10	-

[illegible]

[illegible]

[illegible]



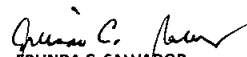
[illegible]

**DETAILED STATEMENT OF CURRENT YEAR'S OBLIGATIONS, DISBURSEMENTS AND UNPAID OBLIGATIONS**  
As of December 31, 2013

Department: STATE UNIVERSITIES AND COLLEGES  
Agency/Operating Units: BATAAN PENINSULA STATE UNIVERSITY  
Region/Province/City: RO III/BATAAN/BALANGA  
Fund: GENERAL FUND

Program/Activity/Project (P/A/P) and Account Title	Account Code	Current Year Obligations					Disbursements					Balance (Unpaid Obligations)	Breakdown of Unpaid Obligations	
		1st Quarter ending March 31	2nd Quarter ending June 30	3rd Quarter ending Sept. 30	4th Quarter ending Dec. 31	Total	1st Quarter ending March 31	2nd Quarter ending June 30	3rd Quarter ending Sept. 30	4th Quarter ending Dec. 31	Total		Accounts Payable	Obligations Not Yet Due & Demandable
1	2	3	4	5	6	7	8	9	10	11	12	13=(7-12) =(14+15)	14	15
Others (please specify)														
Maintenance and Other Operating Expenses														
Traveling Expenses														
Travel Expenses - Local	751													
Travel Expenses - Foreign	752													
Training and Scholarship Expenses														
Training Expenses	753													
Others (please specify)														
Financial Expenses														
Bank Charges	971													
Interest Charges	975													
Capital Outlays														
Office Buildings	211													
School Buildings	212													
Hospitals and Health Centers	213													
Office Equipments	221													
Furniture and Fixtures	222													
IT Equipment and Software	223													
Others (please specify)														
TOTAL PRIOR YEAR'S BUDGET/CONTINUING APPROPRIATION		-	-	-	-	-	-	-	-	-	-	-	-	-
GRAND TOTAL		45,595,355.23	57,242,568.91	65,294,834.86	63,334,462.61	231,467,221.61	45,595,355.23	56,393,592.91	58,403,432.60	60,804,364.84	221,196,745.58	9,636,743.03	9,636,743.03	-

Certified Correct:

  
ERLINDA C. SALVADOR  
Budget Officer

Approved:

  
DELFIN O. MAGPANTAY, Ed.d.  
University President

Certified Correct:

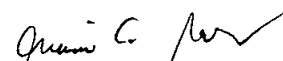
  
ERLITA Z. LACSON  
Accountant IV

SUMMARY OF PRIOR YEAR'S OBLIGATIONS, DISBURSEMENTS AND UNPAID PRIOR YEAR OBLIGATIONS  
For the Period Ending December 31, 2013

Department : STATE UNIVERSITIES AND COLLEGES  
 Agency/Operating Unit : BATAAN PENINSULA STATE UNIVERSITY  
 Region/Province/City : REGION III/BATAAN/BALANGA  
 Fund : GENERAL FUND

Particulars	PRIOR YEAR'S OBLIGATIONS			DISBURSEMENTS					Unpaid Obligations
	Balance Beginning of the year	Adjustments	Adjusted Balance	1st Quarter ending March 31	2nd Quarter ending June 30	3rd Quarter ending Sept. 30	4th Quarter ending Dec. 31	Total	
1	2	3	(2+3)=4	5	6	7	8	9=(5+6+7+8)	10
I. PRIOR YEARS ACCOUNTS PAYABLE	13,375,243.11		13,375,243.11	13,375,243.11			11,814,201.64	25,189,444.75	
Personnel Services	-	-	-	-	-	-	-	-	-
Maintenance & Other Operating Expenses	-	-	-	-	-	-	-	-	-
Capital Outlays	-	-	-	-	-	-	-	-	-
TOTAL	-	-	-	-	-	-	-	-	-
II. OBLIGATIONS NOT YET DUE AND DEMANDABLE									
Personnel Services	-	-	-	-	-	-	-	-	-
Maintenance & Other Operating Expenses	-	-	-	-	-	-	-	-	-
Capital Outlays	-	-	-	-	-	-	-	-	-
TOTAL	-	-	-	-	-	-	-	-	-
GRAND TOTAL	13,375,243.11	-	-	-	-	-	-	-	-

Certified Correct:

  
 ERLINDA C. SALVADOR  
 Budget Officer

January 20, 2014  
 Date

Certified Correct:

  
 ERLITA Z. LACSON  
 Accountant IV

Approved:


  
 DELFIN O. MAGPANTAY, Ed.D.  
 University President

**SUMMARY REPORT OF DISBURSEMENTS**  
**For the Quarter Ending December 31, 2013**  
**In Pesos**


Department : STATE UNIVERSITIES AND COLLEGES  
 Agency/Operating Unit : BATAAN PENINSULA STATE UNIVERSITY  
 Region/Province/City : REGION III/BATAAN/BALANGA  
 Fund : GENERAL FUND

PARTICULARS (1)	CURRENT YEAR BUDGET				PRIOR YEAR'S BUDGET				PRIOR YEAR'S OBLIGATIONS				SUB-TOTAL (5)=2+3+4	TRUST LIABILITIES				OTHERS (7)	GRAND TOTAL				REMARKS (9)
	PS	MOOE	CO	TOTAL	PS	MOOE	CO	TOTAL	PS	MOOE	CO	TOTAL		PS	MOOE	CO	TOTAL		PS	MOOE	CO	TOTAL	
<b>FIRST QUARTER</b>																							
Notice of Cash Allocation	34,969,000	17,109,000	-	52,078,000				0					0				0		34,969,000	17,109,000	-	52,078,000	
MDS Checks Issued													0				0						
Advice to Debit Account													0				0						
Tax Remittance Advices Issued	4,276,576	950,782	-	5,227,358				0					0				0		4,276,576	950,782	-	5,227,358	
Cash Disbursement Ceiling								0					0				0						
Non-Cash Availment Authority																							
<b>TOTAL</b>	<b>39,245,576</b>	<b>18,059,782</b>	<b>-</b>	<b>57,305,358</b>	<b>-</b>	<b>-</b>	<b>-</b>	<b>-</b>	<b>-</b>	<b>-</b>	<b>-</b>	<b>-</b>	<b>-</b>	<b>-</b>	<b>-</b>	<b>-</b>	<b>-</b>	<b>-</b>	<b>39,245,576</b>	<b>18,059,782</b>	<b>-</b>	<b>57,305,358</b>	<b>-</b>
<b>SECOND QUARTER</b>																							
Notice of Cash Allocation	42,939,170	12,535,000	1,500,000	56,974,170															42,939,170	12,535,000	1,500,000	56,974,170	
MDS Checks Issued																							
Advice to Debit Account																							
Tax Remittance Advices Issued	4,049,196	3,461,145	-	7,510,341															4,049,196	3,461,145	-	7,510,341	
Cash Disbursement Ceiling																							
Non-Cash Availment Authority																							
<b>TOTAL</b>	<b>46,988,366</b>	<b>15,996,145</b>	<b>1,500,000</b>	<b>64,484,511</b>	<b>-</b>	<b>-</b>	<b>-</b>	<b>-</b>	<b>-</b>	<b>-</b>	<b>-</b>	<b>-</b>	<b>-</b>	<b>-</b>	<b>-</b>	<b>-</b>	<b>-</b>	<b>-</b>	<b>46,988,366</b>	<b>15,996,145</b>	<b>1,500,000</b>	<b>64,484,511</b>	<b>-</b>
<b>THIRD QUARTER</b>																							
Notice of Cash Allocation	37,587,500	13,103,000	769,000	51,459,500															37,587,500	13,103,000	769,000	51,459,500	
MDS Checks Issued																							
Advice to Debit Account																							
Tax Remittance Advices Issued	4,074,524	1,571,792		5,646,316															4,074,524	1,571,792		5,646,316	
Cash Disbursement Ceiling																							
Non-Cash Availment Authority																							
<b>TOTAL</b>	<b>41,662,024</b>	<b>14,674,792</b>	<b>769,000</b>	<b>57,105,816</b>	<b>-</b>	<b>-</b>	<b>-</b>	<b>-</b>	<b>-</b>	<b>-</b>	<b>-</b>	<b>-</b>	<b>-</b>	<b>-</b>	<b>-</b>	<b>-</b>	<b>-</b>	<b>-</b>	<b>41,662,024</b>	<b>14,674,792</b>	<b>769,000</b>	<b>57,105,816</b>	<b>-</b>
<b>FOURTH QUARTER</b>																							
Notice of Cash Allocation	46,668,893	11,734,000	2,779,555	61,182,448															46,668,893	11,734,000	2,779,555	61,182,448	
MDS Checks Issued																							
Advice to Debit Account																							
Tax Remittance Advices Issued	3,057,465	2,013,975		5,071,440															3,057,465	2,013,975		5,071,440	
Cash Disbursement Ceiling																							
Non-Cash Availment Authority																							
<b>TOTAL</b>	<b>49,726,358</b>	<b>13,747,975</b>	<b>2,779,555</b>	<b>66,253,888</b>	<b>-</b>	<b>-</b>	<b>-</b>	<b>-</b>	<b>-</b>	<b>-</b>	<b>-</b>	<b>-</b>	<b>-</b>	<b>-</b>	<b>-</b>	<b>-</b>	<b>-</b>	<b>-</b>	<b>49,726,358</b>	<b>13,747,975</b>	<b>2,779,555</b>	<b>66,253,888</b>	<b>-</b>
<b>GRAND TOTAL</b>	<b>177,622,324</b>	<b>62,478,694</b>	<b>5,048,555</b>	<b>245,149,573</b>	<b>-</b>	<b>-</b>	<b>-</b>	<b>-</b>	<b>-</b>	<b>-</b>	<b>-</b>	<b>-</b>	<b>-</b>	<b>-</b>	<b>-</b>	<b>-</b>	<b>-</b>	<b>-</b>	<b>177,622,324</b>	<b>62,478,694</b>	<b>5,048,555</b>	<b>245,149,573</b>	<b>-</b>

Certified Correct:

  
 ERLINDA C. SALVADOR  
 Budget Officer

Approved:

  
 DELFIN O. MAGPANTAY, Ed.D.  
 University President  
 Date: January 20, 2014

Certified Correct:

  
 ERLITA Z. LACSON  
 Accountant IV