

STATEMENT OF APPROPRIATIONS, ALLOTMENTS, OBLIGATIONS, DISBURSEMENTS AND BALANCES
As of the Quarter Ending March 31, 2013

Department: STATE UNIVERSITIES AND COLLEGES
Agency/Operating Unit: BATAN PENINSULA STATE UNIVERSITY
Region/Province/City: RO II/BATAN/BALANGA
Fund: GENERAL FUND

Particulars	Appropriations				Allotments			Current Year Obligations						Current Year Disbursements						Balances		
	Authorized Appropriation	Adjustments	Adjusted Appropriations	Allotments Received	Transfer To	Transfer From	Adjusted Total Allotments	1st Quarter ending March 31	2nd Quarter ending June 30	3rd Quarter ending Sept. 30	4th Quarter ending Dec. 31	Total	1st Quarter ending March 31	2nd Quarter ending June 30	3rd Quarter ending Sept. 30	4th Quarter ending Dec. 31	Total	Unreleased Appropriations	Unobligated Allotment	Unpaid Obligations		
1	2	3	(2+3)=4	5	6	7	8=(5+6+7)	9	10	11	12	13=(9+10+11+12)	14	15	16	17	18=(14+15+16+17)	19	20	21		
I. CURRENT YEAR BUDGET/APPROPRIATIONS																						
A. AGENCY SPECIFIC BUDGET																						
Personal Services	143,175,000.00	-	143,175,000.00	143,175,000.00	-	-	143,175,000.00	34,183,050.89	-	-	-	34,183,050.89	34,183,050.89	-	-	-	34,183,050.89	108,991,949.11	-	-		
Maintenance & Other Operating Expenses	51,217,000.00	-	51,217,000.00	51,217,000.00	-	-	51,217,000.00	7,975,374.14	-	-	-	7,975,374.14	7,975,374.14	-	-	-	7,975,374.14	43,241,625.86	-	-		
Financial Services	-	-	-	-	-	-	-	-	-	-	-	-	-	-	-	-	-	-	-	-		
Capital Outlays	7,700,000.00	-	7,700,000.00	7,700,000.00	-	-	7,700,000.00	-	-	-	-	-	-	-	-	-	-	7,700,000.00	-	-		
B. SPECIAL PURPOSE FUNDS																						
MISCELLANEOUS Personnel Benefits Fund																						
Personal Services	-	-	-	-	-	-	-	-	-	-	-	-	-	-	-	-	-	-	-	-		
Pension and Gratuity Fund/Retirement Benefits Fund	-	-	-	-	-	-	-	-	-	-	-	-	-	-	-	-	-	-	-	-		
Personal Services	-	-	-	-	-	-	-	-	-	-	-	-	-	-	-	-	-	-	-	-		
Priority Development Assistance Fund	-	-	-	-	-	-	-	-	-	-	-	-	-	-	-	-	-	-	-	-		
Maintenance & Other Operating Expenses	3,075,000.00	-	3,075,000.00	3,075,000.00	-	-	3,075,000.00	-	-	-	-	-	-	-	-	-	-	3,075,000.00	-	-		
Capital Outlays	1,500,000.00	-	1,500,000.00	1,500,000.00	-	-	1,500,000.00	-	-	-	-	-	-	-	-	-	-	1,500,000.00	-	-		
Others (please specify)	-	-	-	-	-	-	-	-	-	-	-	-	-	-	-	-	-	-	-	-		
C. AUTOMATIC APPROPRIATIONS																						
Retirement and Life Insurance Premium	-	-	-	-	-	-	-	-	-	-	-	-	-	-	-	-	-	-	-	-		
Personal Services	13,541,000.00	-	13,541,000.00	13,541,000.00	-	-	13,541,000.00	3,436,930.20	-	-	-	3,436,930.20	3,436,930.20	-	-	-	3,436,930.20	10,104,069.80	-	-		
Customs Duties and Taxes	-	-	-	-	-	-	-	-	-	-	-	-	-	-	-	-	-	-	-	-		
Maintenance & Other Operating Expenses	-	-	-	-	-	-	-	-	-	-	-	-	-	-	-	-	-	-	-	-		
Others (please specify)	-	-	-	-	-	-	-	-	-	-	-	-	-	-	-	-	-	-	-	-		
TOTAL CURRENT YEAR BUDGET/APPROPRIATIONS	220,208,000.00	-	220,208,000.00	220,208,000.00	-	-	220,208,000.00	45,595,355.23	-	-	-	45,595,355.23	45,595,355.23	-	-	-	45,595,355.23	-	174,612,644.77	-		
II. PRIOR YEAR'S BUDGET/CONTINUING APPROPRIATIONS																						
D. UNRELEASED APPROPRIATION																						
AGENCY SPECIFIC BUDGET																						
Personal Services	-	-	-	-	-	-	-	-	-	-	-	-	-	-	-	-	-	-	-	-		
Maintenance & Other Operating Expenses	-	-	-	-	-	-	-	-	-	-	-	-	-	-	-	-	-	-	-	-		
Financial Services	-	-	-	-	-	-	-	-	-	-	-	-	-	-	-	-	-	-	-	-		
Capital Outlays	-	-	-	-	-	-	-	-	-	-	-	-	-	-	-	-	-	-	-	-		
E. SPECIAL PURPOSE FUNDS																						
Calamity Fund	-	-	-	-	-	-	-	-	-	-	-	-	-	-	-	-	-	-	-	-		
Maintenance & Other Operating Expenses	-	-	-	-	-	-	-	-	-	-	-	-	-	-	-	-	-	-	-	-		
Capital Outlays	-	-	-	-	-	-	-	-	-	-	-	-	-	-	-	-	-	-	-	-		
Priority Development Assistance Fund	-	-	-	-	-	-	-	-	-	-	-	-	-	-	-	-	-	-	-	-		
Maintenance & Other Operating Expenses	-	-	-	-	-	-	-	-	-	-	-	-	-	-	-	-	-	-	-	-		
F. UNOBLIGATED ALLOTMENT																						
Personal Services (under CRAQ)	-	-	-	-	-	-	-	-	-	-	-	-	-	-	-	-	-	-	-	-		
Maintenance & Other Operating Expenses	-	-	-	-	-	-	-	-	-	-	-	-	-	-	-	-	-	-	-	-		
Capital Outlays	-	-	-	-	-	-	-	-	-	-	-	-	-	-	-	-	-	-	-	-		
TOTAL PRIOR YEAR'S BUDGET/CONT. APPROPRIATIONS	-	-	-	-	-	-	-	-	-	-	-	-	-	-	-	-	-	-	-	-		
GRAND TOTAL	220,208,000.00	-	220,208,000.00	220,208,000.00	-	-	220,208,000.00	45,595,355.23	-	-	-	45,595,355.23	45,595,355.23	-	-	-	45,595,355.23	-	174,612,644.77	-		

Certified Correct:

215,587,458.00

Certified Correct:

Prinda C. Salvador
PRINDA C. SALVADOR
Budget Officer

Approved by:

Delvin O. Magpantay
DELVIN O. MAGPANTAY, Ed.D.
University President

Eruta Z. Lacson
ERUTA Z. LACSON
Accountant IV

Department: STATE UNIVERSITIES AND COLLEGES
Agency/Operating Units: BATAAN PENINSULA STATE UNIVERSITY
Region/Province/City: RO III/BATAAN/BALANGA
Fund: GENERAL FUND

DETAILED STATEMENT OF CURRENT YEAR'S OBLIGATIONS, DISBURSEMENTS AND UNPAID OBLIGATIONS
As of March 31, 2013

Annex B

Program/Activity/Project (P/A/P) and Account Title	Account Code	Current Year Obligations					Disbursements					Balance (Unpaid Obligations) 13=(7-12) =(14+15)	Breakdown of Unpaid Obligations	
		1st Quarter ending March 31	2nd Quarter ending June 30	3rd Quarter ending Sept. 30	4th Quarter ending Dec. 31	Total	1st Quarter ending March 31	2nd Quarter ending June 30	3rd Quarter ending Sept. 30	4th Quarter ending Dec. 31	Total		Accounts Payable	Obligations Not Yet Due & Demandable
1	2	3	4	5	6	7	8	9	10	11	12	13=(7-12) =(14+15)	14	15
Maintenance & Other Operating Expenses														
Traveling Expenses-Local														
Travel Expenses-Local	751	541,747.66	-	-	-	541,747.66	541,747.66	-	-	-	541,747.66			
Travel Expenses-Foreign	752													
Training and Scholarship Expenses														
Training Expenses	753	239,110.00	-	-	-	239,110.00	239,110.00	-	-	-	239,110.00			
Scholarship Expenses	754													
Supplies and Materials Expenses														
Office Supplies Expenses	755	995,018.98	-	-	-	995,018.98	995,018.98	-	-	-	995,018.98			
Accountable Forms Expenses	756	30,000.00	-	-	-	30,000.00	30,000.00	-	-	-	30,000.00			
Animal/Zoological Supplies Expenses	757													
Food Supplies Expenses	758	270,240.58	-	-	-	270,240.58	270,240.58	-	-	-	270,240.58			
Drugs & Medicines Expenses	759	1,335.73	-	-	-	1,335.73	1,335.73	-	-	-	1,335.73			
Medical, Dental & Laboratory Supplies Expenses	761	2,023.00	-	-	-	2,023.00	2,023.00	-	-	-	2,023.00			
Gasoline, Oil and Lubricants Expenses	762	215,009.58	-	-	-	215,009.58	215,009.58	-	-	-	215,009.58			
Agricultural Supplies Expenses	763	31,650.00	-	-	-	31,650.00	31,650.00	-	-	-	31,650.00			
Textbooks and Instructional Materials Expenses	76	190,946.85	-	-	-	190,946.85	190,946.85	-	-	-	190,946.85			
Other Supplies Expenses	765	559,832.47	-	-	-	559,832.47	559,832.47	-	-	-	559,832.47			
Utility Expenses														
Water Expenses	766	63,848.36	-	-	-	63,848.36	63,848.36	-	-	-	63,848.36			
Electricity Expenses	767	1,719,068.60	-	-	-	1,719,068.60	1,719,068.60	-	-	-	1,719,068.60			
Cooking Gas Expenses	768	6,000.00	-	-	-	6,000.00	6,000.00	-	-	-	6,000.00			
Communication Expenses														
Postage and Delivery Expenses	771	1,334.00	-	-	-	1,334.00	1,334.00	-	-	-	1,334.00			
Telephone Expenses-Landline	772	159,530.43	-	-	-	159,530.43	159,530.43	-	-	-	159,530.43			
Telephone Expenses-Mobile	773	49,822.00	-	-	-	49,822.00	49,822.00	-	-	-	49,822.00			
Internet Expenses	774	76,501.66	-	-	-	76,501.66	76,501.66	-	-	-	76,501.66			
Cable Satellite, Telegraph and Radio Expenses	775	2,250.00	-	-	-	2,250.00	2,250.00	-	-	-	2,250.00			
Membership Dues and Contribution to Org.	778	99,350.00	-	-	-	99,350.00	99,350.00	-	-	-	99,350.00			
Awards and Indemnities	779													
Advertising Expenses/Promo	780	24,000.00	-	-	-	24,000.00	24,000.00	-	-	-	24,000.00			
Printing and Binding Expenses	781	1,911.00	-	-	-	1,911.00	1,911.00	-	-	-	1,911.00			
Rent Expenses	782	26,050.00	-	-	-	26,050.00	26,050.00	-	-	-	26,050.00			
Representation Expenses	783													
Sub-Total Maint. & Other Operating Expenses		5,306,580.90	-	-	-	5,306,580.90	5,306,580.90	-	-	-	5,306,580.90	-	-	-

Department: STATE UNIVERSITIES AND COLLEGES
Agency/Operating Units: BATAN PENINSULA STATE UNIVERSITY
Region/Province/City: RO III/BATAN/BALANGA
Fund: GENERAL FUND

DETAILED STATEMENT OF CURRENT YEAR'S OBLIGATIONS, DISBURSEMENTS AND UNPAID OBLIGATIONS
As of March 31, 2013

Annex B

Program/Activity/Project (P/A/P) and Account Title	Account Code	Current Year Obligations					Disbursements					Balance (Unpaid Obligations) 13=(7-12) =(14+15)	Breakdown of Unpaid Obligations	
		1st Quarter ending March 31	2nd Quarter ending June 30	3rd Quarter ending Sept. 30	4th Quarter ending Dec. 31	Total	1st Quarter ending March 31	2nd Quarter ending June 30	3rd Quarter ending Sept. 30	4th Quarter ending Dec. 31	Total		Accounts Payable	Obligations Not Yet Due & Demandable
1	2	3	4	5	6	7	8	9	10	11	12	13=(7-12) =(14+15)	14	15
I. CURRENT YEAR BUDGET/APPROPRIATIONS														
A. AGENCY SPECIFIC BUDGET														
P/A/P (Please Specify)														
Personnel Services														
Salaries and Wages - Regular	701	28,679,952.02	-	-	-	28,679,952.02	28,679,952.02	-	-	-	28,679,952.02	-	-	-
Salaries and Wages - Part-time	703	694,528.21	-	-	-	694,528.21	694,528.21	-	-	-	694,528.21	-	-	-
Salaries and Wages - Casual	705	758,662.52	-	-	-	758,662.52	758,662.52	-	-	-	758,662.52	-	-	-
Salaries and Wages - Contractual	706													
Other Compensation														
Personal Economic Relief Allowance (PERA)	711	2,427,552.89	-	-	-	2,427,552.89	2,427,552.89	-	-	-	2,427,552.89	-	-	-
Representation Allowance (RA)	713	112,000.00	-	-	-	112,000.00	112,000.00	-	-	-	112,000.00	-	-	-
Transportation Allowance (TA)	714	63,500.00	-	-	-	63,500.00	63,500.00	-	-	-	63,500.00	-	-	-
Clothing Allowance	715													
Subsistence, Laundry and Quarter Allowance	716	4,100.00	-	-	-	4,100.00	4,100.00	-	-	-	4,100.00	-	-	-
Productivity Incentive Allowance	717	808,000.00	-	-	-	808,000.00	808,000.00	-	-	-	808,000.00	-	-	-
Overseas Allowance	718													
Other Bonuses and Allowances	719													
Honoraria	720	40,000.00	-	-	-	40,000.00	40,000.00	-	-	-	40,000.00	-	-	-
Hazard Pay	721													
Longevity Pay	722													
Overtime and Night Pay	723													
Year-End Bonus & Cash Gifts	724/725	2,356.00	-	-	-	2,356.00	2,356.00	-	-	-	2,356.00	-	-	-
Personnel Contributions														
Life and Retirement Insurance Contributions	731	3,436,930.20	-	-	-	3,436,930.20	3,436,930.20	-	-	-	3,436,930.20	-	-	-
Pag-ibig Contributions	732	126,943.00	-	-	-	126,943.00	126,943.00	-	-	-	126,943.00	-	-	-
PhilHealth Contributions	733	317,456.25	-	-	-	317,456.25	317,456.25	-	-	-	317,456.25	-	-	-
ECC Contributions	734	121,500.00	-	-	-	121,500.00	121,500.00	-	-	-	121,500.00	-	-	-
Other Personnel Benefits														
Pension Benefits - Civilian	738		-	-	-	-								
Pension Benefits - Military/Uniformed	739		-	-	-	-								
Retirement Benefits - Civilian	740		-	-	-	-								
Retirement Benefits - Military/Uniformed	741		-	-	-	-								
Terminal Leave Benefits	742		-	-	-	-								
Health Workers Benefits	743		-	-	-	-								
Other Personnel Benefits-Loyalty Pay	749	26,500.00	-	-	-	26,500.00	26,500.00	-	-	-	26,500.00	-	-	-
Total Personnel Services		37,619,981.09	-	-	-	37,619,981.09	37,619,981.09	-	-	-	37,619,981.09	-	-	-

DETAILED STATEMENT OF CURRENT YEAR'S OBLIGATIONS, DISBURSEMENTS AND UNPAID OBLIGATIONS
As of March 31, 2013

Department: STATE UNIVERSITIES AND COLLEGES
Agency/Operating Units: BATAAN PENINSULA STATE UNIVERSITY
Region/Province/City: RO III/ BATAAN/BALANGA
Fund: GENERAL FUND

Program/Activity/Project (P/A/P) and Account Title	Account Code	Current Year Obligations					Disbursements					Balance (Unpaid Obligations) 13=(7-12) =(14+15)	Breakdown of Unpaid Obligations	
		1st Quarter ending March 31	2nd Quarter ending June 30	3rd Quarter ending Sept. 30	4th Quarter ending Dec. 31	Total	1st Quarter ending March 31	2nd Quarter ending June 30	3rd Quarter ending Sept. 30	4th Quarter ending Dec. 31	Total		Accounts Payable	Obligations Not Yet Due & Demandable
1	2	3	4	5	6	7	8	9	10	11	12	13=(7-12) =(14+15)	14	15
Balance Forwarded, MOOE		5,306,580.90	-	-	-	5,306,580.90	5,306,580.90	-	-	-	5,306,580.90	-	-	-
Transportation and Delivery Expenses	784	7,000.00	-	-	-	7,000.00	7,000.00	-	-	-	7,000.00	-	-	-
Storage Expenses	785	-	-	-	-	-	-	-	-	-	-	-	-	-
Subscription Expenses	786	52,908.00	-	-	-	52,908.00	52,908.00	-	-	-	52,908.00	-	-	-
Survey Expenses	787	-	-	-	-	-	-	-	-	-	-	-	-	-
Rewards and Other Claims	788	-	-	-	-	-	-	-	-	-	-	-	-	-
Professional Services		-	-	-	-	-	-	-	-	-	-	-	-	-
Legal Services	791	10,550.00	-	-	-	10,550.00	10,550.00	-	-	-	10,550.00	-	-	-
Auditing Services	792	8,532.00	-	-	-	8,532.00	8,532.00	-	-	-	8,532.00	-	-	-
Consultancy Services	793	-	-	-	-	-	-	-	-	-	-	-	-	-
Environment/Sanitary Services	794	-	-	-	-	-	-	-	-	-	-	-	-	-
General Services	795	16,185.96	-	-	-	16,185.96	16,185.96	-	-	-	16,185.96	-	-	-
Janitorial Services	796	-	-	-	-	-	-	-	-	-	-	-	-	-
Other Professional Services	799	672,324.12	-	-	-	672,324.12	672,324.12	-	-	-	672,324.12	-	-	-
Repairs and Maintenance (Specify object)		-	-	-	-	-	-	-	-	-	-	-	-	-
Repairs and Maintenance - Land Improvements		-	-	-	-	-	-	-	-	-	-	-	-	-
RM - Land Improvements	802	215,776.96	-	-	-	215,776.96	215,776.96	-	-	-	215,776.96	-	-	-
RM - Runways/Taxiways	803	-	-	-	-	-	-	-	-	-	-	-	-	-
RM - Railways	804	-	-	-	-	-	-	-	-	-	-	-	-	-
RM - Electrification, Power & Energy Structures	805	2,642.00	-	-	-	2,642.00	2,642.00	-	-	-	2,642.00	-	-	-
Repairs and Maintenance - Buildings		-	-	-	-	-	-	-	-	-	-	-	-	-
RM - Office Buildings	811	42,596.00	-	-	-	42,596.00	42,596.00	-	-	-	42,596.00	-	-	-
RM - School Buildings	812	102,240.04	-	-	-	102,240.04	102,240.04	-	-	-	102,240.04	-	-	-
RM - Hospitals and Health Centers	813	-	-	-	-	-	-	-	-	-	-	-	-	-
RM - Market and Slaughterhouses	814	-	-	-	-	-	-	-	-	-	-	-	-	-
RM - Other Structures	815	29,210.00	-	-	-	29,210.00	29,210.00	-	-	-	29,210.00	-	-	-
Repairs and Maintenance - Leasehold Improvements		-	-	-	-	-	-	-	-	-	-	-	-	-
RM - Leasehold Improvements, Land	818	-	-	-	-	-	-	-	-	-	-	-	-	-
RM - Leasehold Improvements, Buildings	819	-	-	-	-	-	-	-	-	-	-	-	-	-
RM - Other Leasehold Improvements	820	-	-	-	-	-	-	-	-	-	-	-	-	-
Repairs and Maintenance - Office Equipment, Furnitures and Fixtures		-	-	-	-	-	-	-	-	-	-	-	-	-
RM - Office Equipment	821	186,704.00	-	-	-	186,704.00	186,704.00	-	-	-	186,704.00	-	-	-
RM - Furniture and Fixtures	822	1,209.00	-	-	-	1,209.00	1,209.00	-	-	-	1,209.00	-	-	-
RM - IT Equipment and Software	823	73,545.00	-	-	-	73,545.00	73,545.00	-	-	-	73,545.00	-	-	-
Sub-Total, Maint. & Other Operating Expenses		6,728,003.98	-	-	-	6,728,003.98	6,728,003.98	-	-	-	6,728,003.98	-	-	-

DETAILED STATEMENT OF CURRENT YEAR'S OBLIGATIONS, DISBURSEMENTS AND UNPAID OBLIGATIONS
As of March 31, 2013

Department: STATE UNIVERSITIES AND COLLEGES
Agency/Operating Units: BATAAN PENINSULA STATE UNIVERSITY
Region/Province/City: RO III/BATAAN/BALANGA
Fund: GENERAL FUND

Program/Activity/Project (P/A/P) and Account Title	Account Code	Current Year Obligations					Disbursements					Balance (Unpaid Obligations) 13=(7-12) =(14+15)	Breakdown of Unpaid Obligations	
		1st Quarter ending March 31	2nd Quarter ending June 30	3rd Quarter ending Sept. 30	4th Quarter ending Dec. 31	Total	1st Quarter ending March 31	2nd Quarter ending June 30	3rd Quarter ending Sept. 30	4th Quarter ending Dec. 31	Total		Accounts Payable	Obligations Not Yet Due & Demandable
1	2	3	4	5	6	7	8	9	10	11	12		14	15
Balance Forwarded, MOOE		6,728,003.98	-	-	-	6,728,003.98	6,728,003.98	-	-	-	6,728,003.98	-	-	-
Repairs and Maintenance - Machinery & Equipment														
RM - Machinery and Equipment	826													
RM - Agricultural, Fishery & Forestry Equipments	827													
RM - Airport Equipment	828													
RM - Communication Equipment	829													
RM - Construction and Heavy Equipment	830													
RM - Firefighting Equipment and Accessories	831													
RM - Hospital Equipment	832													
RM - Medical, Dental and Laboratory Equipment	833													
RM - Sports Equipment	835													
RM - Technical and Scientific Equipment	836													
RM - Other Machinery and Equipment	840													
Repairs and Maintenance - Transportation Equipment														
RM - Motor Vehicles	841	132,099.00	-	-	-	132,099.00	132,099.00	-	-	-	132,099.00			
RM - Trains	842													
RM - Aircrafts and Airground Equipment	843													
RM - Watercrafts	844													
RM - Other Transportation Equipment	848													
Repairs and Maintenance - Other Property, Plant and Equipment	850													
Repairs and Maintenance - Public Infrastructures														
RM - Roads, Highways and Bridges	851	14,185.00	-	-	-	14,185.00	14,185.00	-	-	-	14,185.00			
RM - Parks, Plazas and Monuments	852													
RM - Ports, Lighthouses and Harbors	853													
RM - Artesian Wells, Reservoirs, Pumping Stations and Conduits	854	8,340.00	-	-	-	8,340.00	8,340.00	-	-	-	8,340.00			
RM - Irrigation, Canals and Laterals	855	17,335.00	-	-	-	17,335.00	17,335.00	-	-	-	17,335.00			
RM - Flood Control	856													
RM - Waterways, Aqueducts, Seawalls, Riverwalls and Others	857													
RM - Other Public Infrastructures	860													
Repairs and Maintenance - Reforestation Projects														
RM - Reforestation - Upland	861													
RM - Reforestation - Marshland/Swmp land	862													
Sub-Total, Maint. & Other Operating Expenses		6,899,962.98	-	-	-	6,899,962.98	6,899,962.98	-	-	-	6,899,962.98	-	-	-

[illegible]

As of March 31, 2013

[illegible]

DETAILED STATEMENT OF CURRENT YEAR'S OBLIGATIONS, DISBURSEMENTS AND UNPAID OBLIGATIONS
As of March 31, 2013

[illegible]

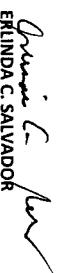
As of March 31, 2013

[illegible]

DETAILED STATEMENT OF CURRENT YEAR'S OBLIGATIONS, DISBURSEMENTS AND UNPAID OBLIGATIONS
As of March 31, 2013


Department: STATE UNIVERSITIES AND COLLEGES
Agency/Operating Units: BATAAN PENINSULA STATE UNIVERSITY
Region/Province/City: RO III/BATAAN/BALANGA
Fund: GENERAL FUND

Program/Activity/Project (P/A/P) and Account Title	Account Code	Current Year Obligations				Total	Disbursements				Total	Balance (Unpaid Obligations) 13=(7-12) =(14+15)	Breakdown of Unpaid Obligations	
		1st Quarter ending March 31	2nd Quarter ending June 30	3rd Quarter ending Sept. 30	4th Quarter ending Dec. 31		1st Quarter ending March 31	2nd Quarter ending June 30	3rd Quarter ending Sept. 30	4th Quarter ending Dec. 31			Accounts Payable	Obligations Not Yet Due & Demandable
1 Others (please specify)	2	3	4	5	6	7	8	9	10	11	12	13=(7-12) =(14+15)	14	15
Maintenance and Other Operating Expenses														
Traveling Expenses														
Travel Expenses - Local	751													
Travel Expenses - Foreign	752													
Training and Scholarship Expenses														
Training Expenses	753													
Others (please specify)														
Financial Expenses														
Bank Charges	971													
Interest Charges	975													
Capital Outlays														
Office Buildings	211													
School Buildings	212													
Hospitals and Health Centers	213													
Office Equipments	221													
Furniture and Fixtures	222													
IT Equipment and Software	223													
Others (please specify)														
TOTAL PRIOR YEAR'S BUDGET/CONTINUING APPROPRIATION		-	-	-	-	-	-	-	-	-	-	-	-	-
GRAND TOTAL		45,595,355.23	-	-	-	45,595,355.23	45,595,355.23	-	-	-	45,595,355.23	-	-	-

Certified Correct:

ERLINDA C. SALVADOR
Budget Officer

Approved:


DELFIN O. MAGPANTAY, Ed.D.
University President

Certified Correct:

ERLITA Z. LACSON
Accountant IV

SUMMARY OF PRIOR YEAR'S OBLIGATIONS, DISBURSEMENTS AND UNPAID PRIOR YEAR OBLIGATIONS
For the Period Ending March 31, 2013


Department :
Agency/Operating Unit :
Region/Province/City :
Fund :

STATE UNIVERSITIES AND COLLEGES
BATAAN PENINSULA STATE UNIVERSITY
REGION III/BATAAN/BALANGA
GENERAL FUND

Particulars	PRIOR YEAR'S OBLIGATIONS				DISBURSEMENTS				Unpaid Obligations
	Balance Beginning of the year	Adjustments	Adjusted Balance (2+3)=4	1st Quarter ending March 31	2nd Quarter ending June 30	3rd Quarter ending Sept. 30	4th Quarter ending Dec. 31	Total 9=(5+6+7+8)	
1. PRIOR YEARS ACCOUNTS PAYABLE	2	3	4	5	6	7	8	9	10
Personnel Services	13,375,243.11	-	13,375,243.11	13,375,243.11	-	-	-	13,375,243.11	-
Maintenance & Other Operating Expenses	-	-	-	-	-	-	-	-	-
Capital Outlays	-	-	-	-	-	-	-	-	-
TOTAL	-	-	-	-	-	-	-	-	-
II. OBLIGATIONS NOT YET DUE AND DEMANDABLE									
Personnel Services	-	-	-	-	-	-	-	-	-
Maintenance & Other Operating Expenses	-	-	-	-	-	-	-	-	-
Capital Outlays	-	-	-	-	-	-	-	-	-
TOTAL	-	-	-	-	-	-	-	-	-
GRAND TOTAL	-	-	-	-	-	-	-	-	-


Certified Correct:

Certified Correct:


ERLINDA C. SALVADOR
Budget Officer


ERLITA Z. LACSON
Accountant IV


April 05, 2013
Date

Approved:

DELFIN O. MAGPANTAY, Ed.D.
University President


Department : STATE UNIVERSITIES AND COLLEGES
Agency/Operating Unit : BATANAN PENINSULA STATE UNIVERSITY
Region/Province/City : REGION III/BATAAN/BALANGA
Fund : GENERAL FUND

PARTICULARS	CURRENT YEAR BUDGET			PRIOR YEAR'S BUDGET			PRIOR YEAR'S OBLIGATIONS			SUB-TOTAL			TRUST LIABILITIES			OTHERS	GRAND TOTAL			REMARKS
	PS	MOOE	CO	PS	MOOE	CO	PS	MOOE	CO	PS	MOOE	CO	PS	MOOE	CO		PS	MOOE	CO	
(1)	(2)	(2)	(2)	(3)	(3)	(3)	(4)	(4)	(4)	(5-2-3-4)	(5)	(5)	(6)	(6)	(6)	(7)	(8)	(8)	(8)	(9)
FIRST QUARTER																				
Notice of Cash Allocation	34969000	17109000															34969000	17109000	0	52078000
MDS Checks Issued																				
Advice to Debit Account																	4276576	950782	0	5227358
Tax Remittance Advices Issued	4276576	950782																		
Cash Disbursement Ceiling																				
Non-Cash Availment Authority																				
TOTAL	39245576	18059782	0	0	0	0	0	0	0	0	0	0	0	0	0		39245576	18059782	0	57305358
SECOND QUARTER																				
Notice of Cash Allocation																				
MDS Checks Issued																				
Advice to Debit Account																				
Tax Remittance Advices Issued																				
Cash Disbursement Ceiling																				
Non-Cash Availment Authority																				
TOTAL																				
THIRD QUARTER																				
Notice of Cash Allocation																				
MDS Checks Issued																				
Advice to Debit Account																				
Tax Remittance Advices Issued																				
Cash Disbursement Ceiling																				
Non-Cash Availment Authority																				
TOTAL																				
FOURTH QUARTER																				
Notice of Cash Allocation																				
MDS Checks Issued																				
Advice to Debit Account																				
Tax Remittance Advices Issued																				
Cash Disbursement Ceiling																				
Non-Cash Availment Authority																				
TOTAL																				

Certified Correct:


PRINDA C. SALVADOR
Budget Officer

Approved:


DELFIN O. MAGANTAY, Ed.D.
University President

Certified Correct:


EGLITA Z. LACSON
Accountant IV